



# Notes

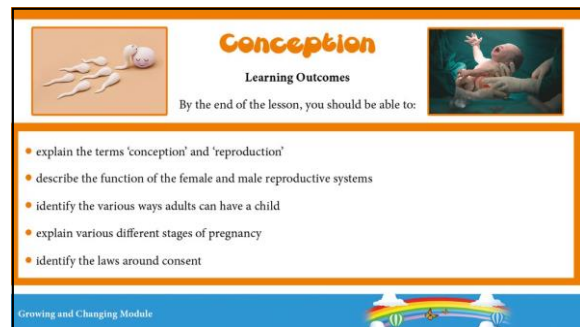
**for the Year 6 Conception lesson guide**



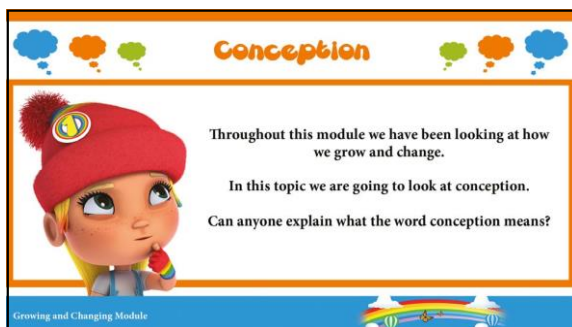
	<b>Conception</b> <p>Conception is a short animation video that looks at how a baby is conceived and the various stages of pregnancy. There is no alternative ending.</p>	<b>Suggested for Year 6</b>
	<b>Summative Assessment</b> <p>The end point for our Growing and Changing module.</p>	<b>Suggested for Year 6</b>
	<b>Making Friends Online</b> <p>Making Friends Online looks at the dangers of meeting people we have only spoken to online.</p>	<b>Suggested for Year 6</b>
	<b>Summative Assessment</b> <p>The end point for our Computer Safety module.</p>	<b>Suggested for Year 6</b>
	<b>Worry</b> <p>This video looks at transition and the feelings a child can have when starting a new school.</p>	<b>Suggested for Year 6</b>
	<b>Summative Assessment</b> <p>The end point for our Feelings and Emotions module.</p>	<b>Suggested for Year 6</b>



1 Starting slide for the lesson.



2 Learning outcomes and expectations for this topic.



3 Introduction to the topic.



4 Share the definition with your students.

# Topic - Conception

## Step-by-step instructions for on-screen lesson guide



- 5 Ask your students to complete the baseline activity, in one colour. You will return to this activity at the end of the topic.



- 6 Allow your students some time to think about how babies are conceived.



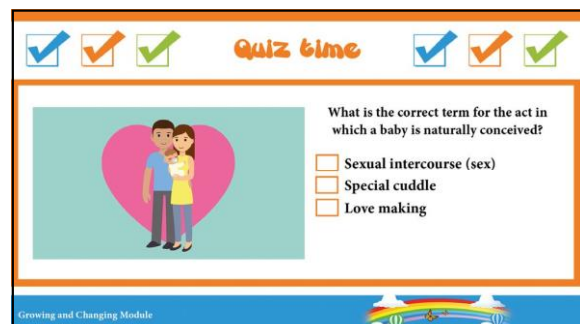
- 7 Introduction to the video.



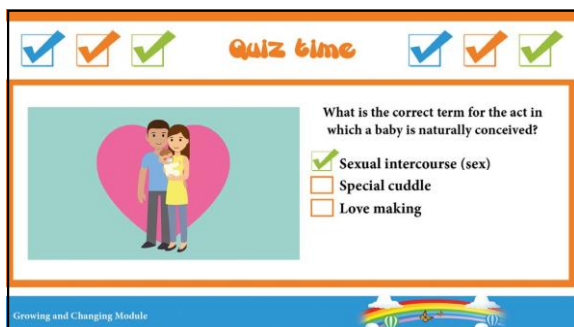
- 8 Minimize the lesson guide and play the *Conception* video. *This video is approximately 4 minutes.*



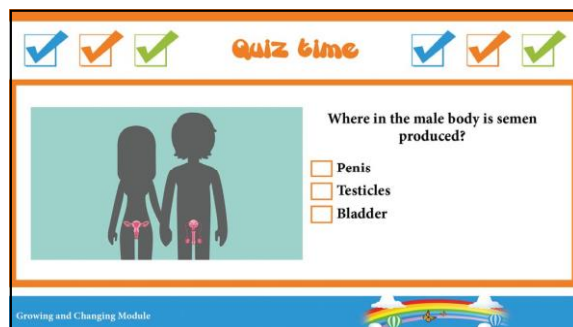
- 9 Encourage your students to get ready for the quiz.



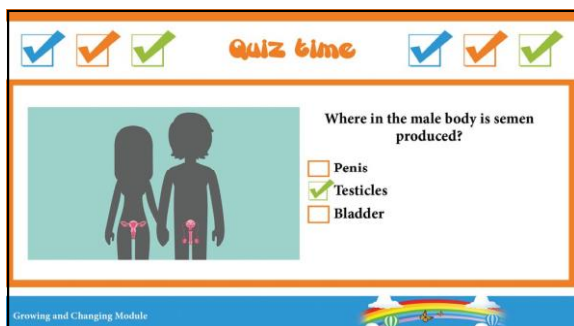
- 10 Question one.



11 Answer to question one.



12 Question two.



13 Answer to question two.



14 Question three.



15 Answer to question three.



16 Question four.



# Topic - Conception

## Step-by-step instructions for on-screen lesson guide

Quiz time



**True or false?**  
A caesarean is the most common way for a baby to be born.  
**FALSE**  
Although this is one way to deliver a baby, delivery through the vagina is the most common way. You may want to research the different methods of delivery.

Growing and Changing Module

17 Answer to question four.

Quiz time



**True or false?**  
Every time adults have sex a baby is conceived.

Growing and Changing Module

18 Question five.

Quiz time



**True or false?**  
Every time adults have sex a baby is conceived.  
**FALSE**  
A baby is not conceived every time adults have sex. An egg from a woman is not always available for fertilization. You can research the cycle of the female egg for more information. Adults can also use contraception to prevent a baby being conceived.

Growing and Changing Module

19 Answer to question five.

Quiz time



Here in the United Kingdom, the legal age of consent to have sex is:

☐ 12  
☐ 16  
☐ 21

Growing and Changing Module

20 Question six.

Quiz time



Here in the UK, the legal age of consent to have sex is:


☐ 12  
☒ 16  
☐ 21

The legal age of consent to have sex is 16. However, this should only happen when both people involved are comfortable and feel ready. Nobody should be forced to have sex.

Growing and Changing Module

21 Answer to question six.

Quiz time

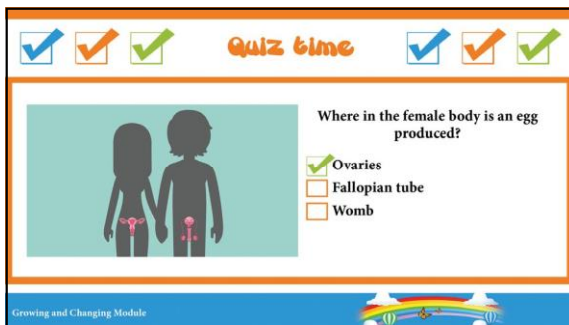


Where in the female body is an egg produced?

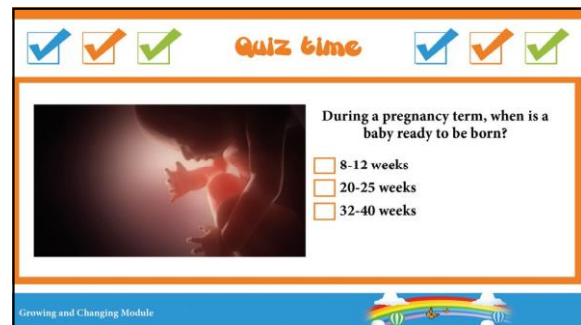
☐ Ovaries  
☐ Fallopian tube  
☐ Womb

Growing and Changing Module

22 Question seven.



23 Answer to question seven.



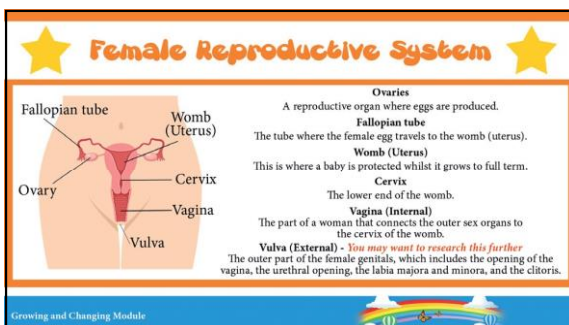
24 Question eight.



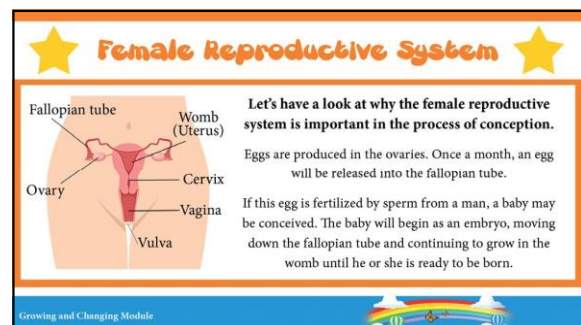
25 Answer to question eight.



26 How did your students score?



27 Share the information on screen to explore the female reproductive system further.



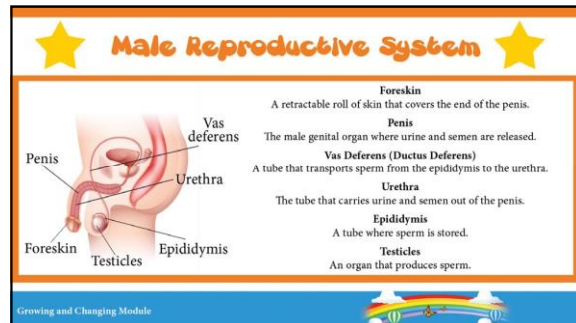
28 Share the information on screen to explore the female reproductive system further.

# Topic - Conception

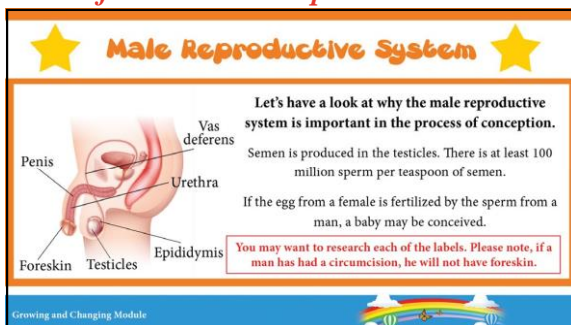
## Step-by-step instructions for on-screen lesson guide



- 29 Ask your students to complete the activity. *Please note, if you have the new workbooks (V4 or above), you will need to download and print this activity from the online portal.*



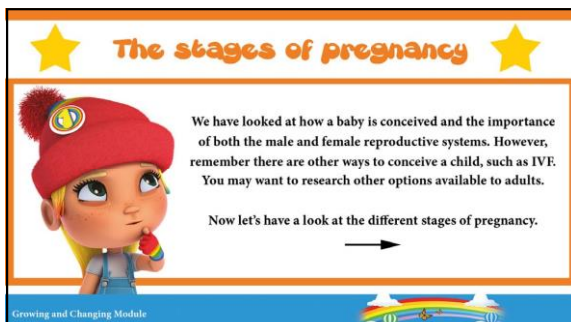
- 30 Share the information on screen to explore the male reproductive system



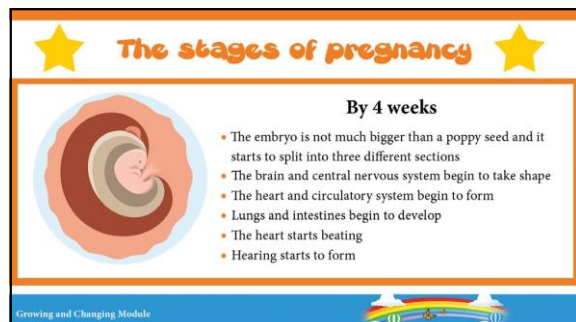
- 31 Share the information on screen to explore the male reproductive system further. *Please note, if you have the new workbooks (V4 or above), you will need to download and print this activity from the online portal.*



- 32 Ask your students to complete the activity. *Please note, if you have the new workbooks (V4 or above), you will need to download and print this activity from the online portal.*




- 33 Share the information on screen to explore the stages of pregnancy.



- 34 By four weeks.



★ **The stages of pregnancy** ★




**By 12 weeks**

- The baby is now fully formed but is only around 6cm in size
- The baby is producing urine
- Eyelids remain shut
- The baby moves around a lot and the wrists and elbows can now bend
- Fingernails and toenails are forming
- Organs and intestines are developing

Growing and Changing Module

35 By 12 weeks.

★ **The stages of pregnancy** ★




**By 20 weeks**

- From head to heel, the baby now measures around 25cm
- The nerves in the baby's brain that control its senses (sight, smell, hearing, taste, and touch) are still forming
- The baby can hear its mother's heartbeat and noises outside of the womb, such as music
- The baby's hair starts to grow

Growing and Changing Module

36 By 20 weeks.

★ **The stages of pregnancy** ★




**By 26 weeks**

- The baby weighs approximately 2lbs and is around 35.5cm long
- It will start to practise breathing movements
- The baby may start to respond to certain noises
- A baby boy's testicles will start to move into the scrotum

Growing and Changing Module

37 By 26 weeks.

★ **The stages of pregnancy** ★



**From 32-40 weeks**

- The baby's ability to smell has developed
- Its skin will start to thicken
- The baby starts to move further down the mother's pelvis
- To help it control its body temperature after birth, the baby continues to build a layer of fat
- By 40 weeks, the baby is around 50cm and weighs an average of 6-8lbs. It is now ready to be born!

Growing and Changing Module

38 From 32 to 40 weeks.

✂️ 📎 **Activity time** 📎 ✂️



**Complete the activity**

**The stages of pregnancy**



Growing and Changing Module

39 Ask your students to complete the activity.

✂️ 📎 **Activity time** 📎 ✂️



**Return to the activity**

Is there anything you'd like to change?  
(Make changes in a different colour to highlight your learning)

**The Human Cycle**



Growing and Changing Module

40 Ask your students to return to the activity. Would they like to add or change anything?

# Topic - Conception

Step-by-step instructions for on-screen lesson guide



41

End of topic. You may want to complete our extension activities.


43



42

If you would like to explore this topic further, follow the on-screen prompts to complete this extension activity.

Please note that these lessons are non-statutory and parents have the right to formally withdraw their child from these lessons after discussion with the Headteacher.



Visit our interactive world @  
**[www.1decision.co.uk](http://www.1decision.co.uk)**